



Math Virtual Lesson

Early Education
Number Operations

April 9, 2020



Pre-K Math
Lesson: 04/9/2020

Learning Target:


Students will be able to identify which number is more.

Let's Get Started:

Watch Video: [Count to 10 with Jack Hartman](#)


Practice:

Count the number on the cards




How many are there?

4



How many are there?

7



How many are there?

9

Activity:

Top It

Materials needed: Playing cards

1. Remove all face cards.
2. Split the cards in half and give to players face down.
3. Each player flips over top card.
4. Have your child identify both card numbers (either by numeral recognition or counting).
5. The person who has the card that has more takes both cards and puts it on the bottom of their deck.
6. Repeat until someone runs out of cards.

Watch Video: [How to play Top It](#)

Another Way To Play:

Top It

If your child is easily identifying which number is more, start having each player draw 2 cards. Have your child count and add the 2 cards they drew together and identify which is more compared to your 2 cards.